




600 CFM Performer Series Carburetor
Direct Replacement for OE



#38-4440 - 600 cfm Electric Choke with square flange - Includes timed vacuum ports, EGR and fuel vapor outlet. Metering Jets: Primary .098, Secondary .095; Metering Rods: .073 x .047. Step-up Spring: Orange (5" Hg).

PART	DESCRIPTION AND APPLICATION	LIST	SELL
38-4440	EDELBROCK PERFORMER CARB 600CFM 305 350 400	73-80 674.94	539.95

Bolts on and performs right out of the box - a direct replacement for stock Quadrajets. Calibrated to match Edelbrock Manifolds and others of similar design for a no-hassle combination.

These dependable carbs are made of durable components with no plastic parts or power valves to blow. Their two-piece design with no gaskets below the fuel level means no leaks and easy adjustments without taking the carb off of the motor.

Comes with installation kit and instructions. Includes both timed and full vacuum ports for ignition advance.

1973-78 Performer Carbs require the use of #38-4704 Throttle Bracket. Performer Carb with #38-4692 Performer Manifold or cast iron center bolt head requires the use of #38-4701 EGR Spacer.

PART	DESCRIPTION AND APPLICATION	LIST	SELL
38-4692	PERFORMER MANIFOLD W/EGR 305 307 350 400	73-86 349.94	279.95
38-4704	THROTTLE BRACKET	PERFORMER CARB	41.19 32.95
38-4701	EGR SPACER	PERFORMER CARB	87.44 69.95

Throttle Body Spacer



38-1795



Throttle Body Spacers improve performance and fuel economy. Raising the throttle body injector causes the fuel to travel further thus improving fuel dispersion and atomization. Improving atomization makes it easier for the fuel to ignite and burn thoroughly. With a Throttle Body Spacer you get increased throttle response, a 10-15% improvement in torque and gas mileage increase of up to 8%. Easily installs between your intake manifold and throttle body injection unit. Will not affect computer function. This is the easiest and least expensive way to get more power out of your throttle body injected engine.

Fuel Line Extension Set lengthens the fuel lines and is recommended for easier installation of throttle body injection spacers.



38-1936

PART	DESCRIPTION AND APPLICATION	REQD	LIST	SELL
38-1795	THROTTLE BODY SPACER 305 350 BLZ JIM	87-91 (1)	74.94	59.95
38-1936	FUEL LINE EXTENSION SET USE W/TBI SPACER	(1)	49.94	39.95

Holley Performance Throttle Bodies
More Horsepower Right Out of the Box

Bolt On
Up To
25% MORE
Horsepower



HOLLEY bolt-on performance replacement Throttle Bodies provide more horsepower and torque right out of the box.

They feature larger throttle bores than stock and they flow more air and fuel than factory units, increasing horsepower up to 25%.

Fuel efficiency and low end torque improve at the same time. 2 barrel throttle body flows 670 CFM with a 2" throttle bore. 42% area increase over stock TBI.

PART	DESCRIPTION AND APPLICATION	REQD	LIST	SELL
38-4475	HOLLEY TBI 670 CFM 305 BLZ JIM	87 (1)	937.44	749.95
38-4476	HOLLEY TBI 670 CFM 350 2WD BLZ JIM	87-89 (1)	937.44	749.95

Increases in fuel efficiency and horsepower are based on a truck operating at factory specs. Increases may vary according to the condition of your truck and driving habits. Compatible only with factory electronics and intake manifold.

HEI Conversion Kit ... When It's Better to Be Pointless



36-2880

Kits Include:

- Performance HEI Distributor
- High Performance Ignition Wire Set
- HEI Powerlead
- Ignition Wire Crimp Tool

Eliminate that old, mechanical breaker point ignition system and step up to the convenience, reliability and improved performance of electronic ignition with this HEI Conversion Kit. This kit features a new performance HEI distributor that fits small and big block Chevy engines. The higher voltage output of an HEI distributor allows

larger spark plug gaps for added power, smoother throttle response and better fuel economy. Just locate a 12V power source, make the wiring connection to the included HEI powerlead with OE style connector and then simply plug in to the cap. The distributor is ready to install and comes complete with:

- Heavy-duty cap and rotor with brass terminals.
- 4 terminal ignition module and a 50,000 volt coil.
- Low resistance, high performance 8mm black silicone ignition wire set with pre-terminated spark plug boots.
- All necessary distributor end terminals, boots and detailed instructions.
- 1 wire hookup to ensure an easy installation.

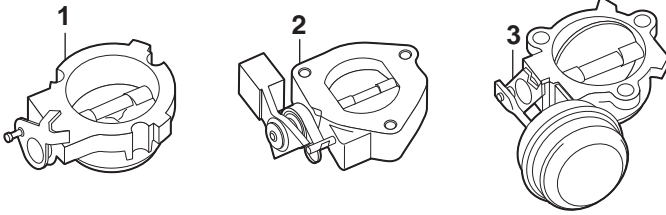
Due to varying exhaust manifold and header styles, ignition wire sets must be cut to length and the distributor end terminals must be crimped with the included ignition wire crimp tool. Choose your application based on the spark plug boot configuration (straight, 45° or 90°) that will work best for your truck. Call or go online and order yours today!

PART	DESCRIPTION AND APPLICATION	REQD	LIST	SELL
36-2880	HEI CONVERSION KIT-STRAIGHT BOOT V8	73-74 (1)	249.94	199.95
36-2881	HEI CONVERSION KIT-45DEG BOOTS V8	73-74 (1)	249.94	199.95
36-2882	HEI CONVERSION KIT-90DEG BOOTS V8	73-74 (1)	249.94	199.95

Heat Risers

Blazer 1975-91
Jimmy 1975-91

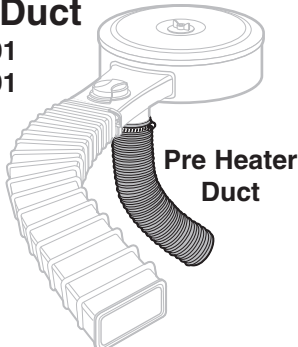
Loctite Anti-Seize Stick
and Freeze & Release
See Page 46



PART	ILL#	DESCRIPTION AND APPLICATION	REQD	LIST	SELL
Without EFE (Early Fuel Evaporation)					
36-6104	(1)	HEAT RISER 305 BLZ JIM 75-77 (1)	112.44	89.95	
36-6106	(2)	HEAT RISER 305 BLZ JIM 78 (1)	74.94	59.95	
36-6104	(1)	HEAT RISER 305 BLZ JIM 79-81 (1)	112.44	89.95	
36-6104	(1)	HEAT RISER 2WD 350 BLZ JIM 75-77 (1)	112.44	89.95	
36-6106	(2)	HEAT RISER 4WD 350 BLZ JIM 75-77 (1)	74.94	59.95	
36-6106	(2)	HEAT RISER W/O CA 350 BLZ JIM 78 (1)	74.94	59.95	
36-6104	(1)	HEAT RISER W/CA 350 BLZ JIM 78 (1)	112.44	89.95	
36-6104	(1)	HEAT RISER 350 BLZ JIM 79-82 (1)	112.44	89.95	
36-6106	(2)	HEAT RISER 400 BLZ JIM 75-77 (1)	74.94	59.95	
36-6106	(2)	HEAT RISER W/O CA 400 BLZ JIM 78 (1)	74.94	59.95	
36-6104	(1)	HEAT RISER W/CA 400 BLZ JIM 78 (1)	112.44	89.95	
36-6104	(1)	HEAT RISER 400 BLZ JIM 79-80 (1)	112.44	89.95	
With EFE (Early Fuel Evaporation)					
36-6112	(3)	HEAT RISER 305 350 BLZ JIM 81-82 (1)	149.94	119.95	
36-6114		HEAT RISER 350 BLZ JIM 83-84 (1)	349.94	279.95	
36-6114		HEAT RISER 350L BLZ JIM 85-86 (1)	349.94	279.95	
36-6114		HEAT RISER 6.2L DIESEL BLZ JIM 85-91 (1)	349.94	279.95	

Pre Heater Duct

Blazer 1979-91
Jimmy 1979-91



Pre Heater Duct is 18" long and comes in two diameters, 1-1/2" and 1-3/4". Measure your diameter before ordering.

PART	DESCRIPTION AND APPLICATION	REQD	LIST	SELL
38-4350	DUCT-PRE HEATER 1-1/2" DIA X 18" BLZ JIM 79-91 (1)	12.44	9.95	
38-4352	DUCT-PRE HEATER 1-3/4" DIA X 18" BLZ JIM 79-91 (1)	12.44	9.95	

Colortune Your Engine for Performance

A unique Test Spark Plug with a glass top allows you to see the gasoline to air ratio's fire with different colors. Adjust the carb until you see blue and your engine is precision tuned for peak performance.



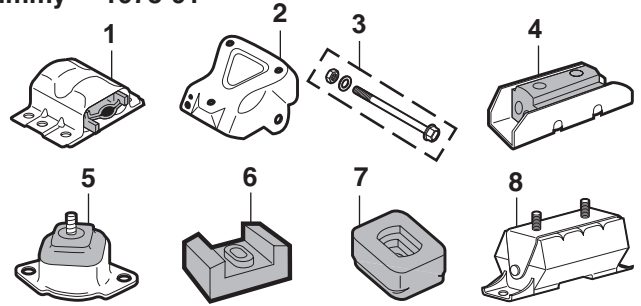
38-1262

If you can change a spark plug, you can use "Colortune".

PART	DESCRIPTION AND APPLICATION	LIST	SELL
38-1262	COLORTUNE 500 ALL MODELS	112.44	89.95

Engine and Transmission Mounts

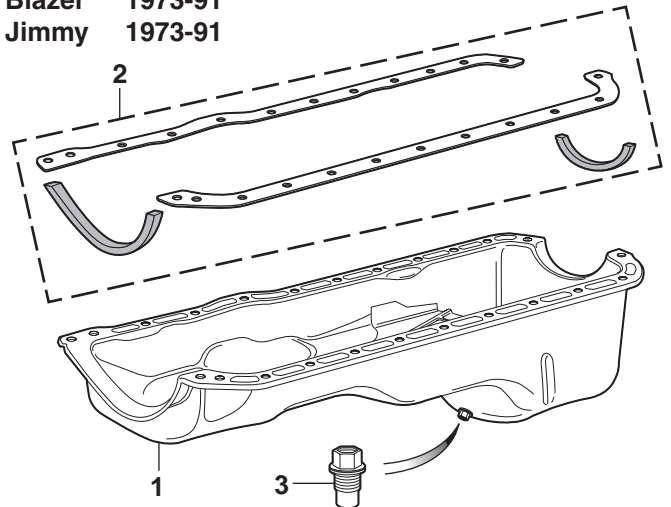
Blazer 1973-91
Jimmy 1973-91



PART	ILL#	DESCRIPTION AND APPLICATION	REQD	LIST	SELL
Engine Mounts					
34-0321	(1)	ENGINE MOUNT 250 BLZ JIM 73-82 (2)	21.19	16.95	
34-0321		ENGINE MOUNT 305 307 350 BLZ JIM 73-91 (2)	21.19	16.95	
34-0321		ENGINE MOUNT 400 4WD BLZ JIM 75-80 (2)	21.19	16.95	
34-0321		ENGINE MOUNT 6.2 DIESEL BLZ JIM 82 (2)	21.19	16.95	
34-0321		ENGINE MOUNT 6.2 DIESEL BLZ JIM 83 (2)	21.19	16.95	
34-0330		ENGINE MOUNT 6.2 DIESEL BLZ JIM 84 (2)	18.69	14.95	
34-0330		ENGINE MOUNT 6.2 DIESEL 4WD BLZ JIM 85-91 (2)	18.69	14.95	
34-0340	(2)	ENGINE BRACKET 305 307 350 BLZ JIM 73-91 (2)	62.44	49.95	
34-0350	(3)	HARDWARE KIT-MOUNT BLZ JIM 73-91 (2)	4.94	3.95	
Transmission Mounts					
34-0362	(4)	TRANSMISSION MOUNT 2WD BLZ JIM 73-81 (1)	9.94	7.95	
34-0365	(5)	TRANSMISSION MOUNT 2WD BLZ JIM 82 (1)	12.44	9.95	
34-0320	(6)	TRANSMISSION MOUNT-UPR 4WD BLZ JIM 73-84 (2)	18.69	14.95	
34-0322	(7)	TRANSMISSION MOUNT-LWR 4WD BLZ JIM 73-84 (2)	22.44	17.95	
34-0369	(8)	TRANSMISSION MOUNT 4WD BLZ JIM 85-91 (1)	24.94	19.95	

Oil Pan

Blazer 1973-91
Jimmy 1973-91



All Pans Include Oil Drain Plug

PART	ILL#	DESCRIPTION AND APPLICATION	REQD	LIST	SELL
30-7406	(1)	OIL PAN 305 350 BLZ JIM 73-79 (1)	62.44	49.95	
38-1900		OIL PAN-CHROME 305 350 BLZ JIM 73-79 (1)	62.44	49.95	
30-4293	(2)	GASKET SET 305 350 BLZ JIM 73-79 (1)	12.44	9.95	
30-7410	(1)	OIL PAN 305 350 BLZ JIM 80-85 (1)	62.44	49.95	
38-1902		OIL PAN-CHROME 305 350 BLZ JIM 80-85 (1)	62.44	49.95	
30-4293	(2)	GASKET SET 305 350 BLZ JIM 80-85 (1)	12.44	9.95	
30-7414	(1)	OIL PAN 305 350 BLZ JIM 86-91 (1)	62.44	49.95	
38-1904		OIL PAN-CHROME 305 350 BLZ JIM 86-91 (1)	74.94	59.95	
30-4301	(2)	GASKET SET 305 350 BLZ JIM 86-91 (1)	37.44	29.95	
30-7406	(1)	OIL PAN 400 BLZ JIM 75-80 (1)	62.44	49.95	
38-1900		OIL PAN-CHROME 400 BLZ JIM 75-80 (1)	62.44	49.95	
30-4293	(2)	GASKET SET 400 BLZ JIM 75-80 (1)	12.44	9.95	
32-3770	(3)	OIL DRAIN PLUG-MAGNETIC BLZ JIM 73-91 (1)	6.19	4.95	

Electric Cooling Fan Keeps Your Engine Cool



38-4892

Adjustable Thermostat - Set fan temperature to suit your conditions. Adjustable from 32°-248°F.

Quick Re-Installation Kit - Gives you everything you need to reinstall the cooling fan should you ever have to remove it.

IMPROVES



GAS MILEAGE

Electric Cooling Fan - Now you can keep your engine cool no matter what the traffic situation with this Electric Cooling Fan. Efficient 8-blade fan and high-performance motor for maximum air delivery; fan blade and shroud are constructed of glass-filled nylon for strength and durability.

This fan works off the truck's electrical system so it reduces engine load. Fan operates only when needed, with #38-4894 Adjustable Thermostat, sold separately. Includes all necessary mounting hardware and easy-to-follow instructions.

PART	DESCRIPTION AND APPLICATION	REQD	LIST	SELL
38-4892	COOLING FAN KIT-16" 8 BLADE BLZ JIM	73-91 (1)	149.94	119.95
38-4894	ADJUSTABLE THERMOSTAT BLZ JIM	73-91 (1)	37.44	29.95
38-4895	QUICK RE-INSTALLATION KIT BLZ JIM	73-91 A/R	7.44	5.95

EZ Oil Drain Valve



32-3780

EZ Oil Drain Valve allows you to quickly change your oil with little to no mess. The innovative design is more compact than other oil drain valves and there is no lever to catch on obstacles. It doesn't require any adapters and is easily installed with a socket or wrench. The aluminum crush washer (included) ensures a tight, leak-free seal. The highly visible orange top makes it easy to locate under the engine and has a knurled surface for slip-free operation.

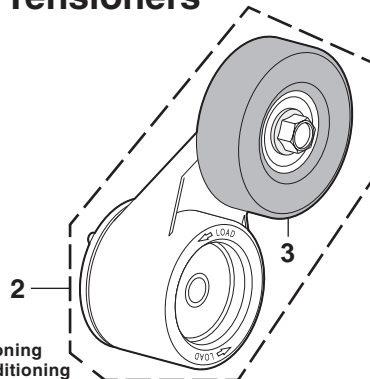
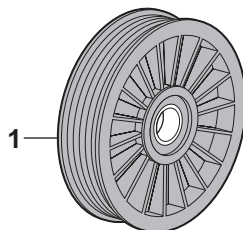
EZ Oil Drain Valve is simple to operate; just push in the cap and twist to the right to open for draining. Once all of the oil is drained, push in again and twist to the left to close. The spring-tensioned, double o-ring seal guarantees a long, leak-free life. Makes oil changes quick, clean and easy to do, saving you valuable time.

PART	DESCRIPTION AND APPLICATION	REQD	LIST	SELL
32-3780	EZ OIL DRAIN VALVE BLZ JIM	73-91 (1)	24.94	19.95

Idler Pulleys and Tensioners

Blazer 1987-91

Jimmy 1987-91



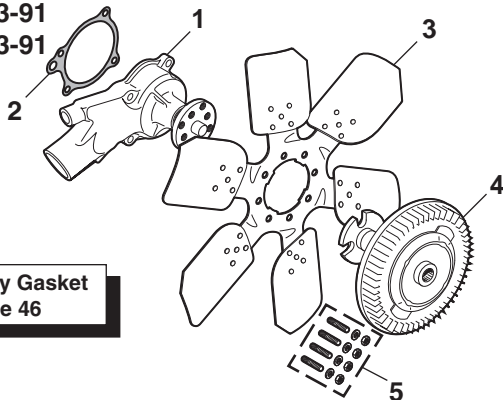
W/AC = Models with Air Conditioning
W/O AC = Models without Air Conditioning

32-2201	(1) IDLER PULLEY W/O AC	350 BLZ JIM	87-91 (1)	37.44	29.95
32-2202	IDLER PULLEY W/AC	350 BLZ JIM	87-91 (1)	24.94	19.95
32-2231	(2) AUTO BELT TENSIONER	350 BLZ JIM	87-91 (1)	74.94	59.95
32-2204	(3) TENSIONER PULLEY	350 BLZ JIM	87-91 (1)	24.94	19.95

Water Pump, Fan Blade and Fan Clutch

Blazer 1973-91

Jimmy 1973-91



Loctite Ready Gasket
See Page 46

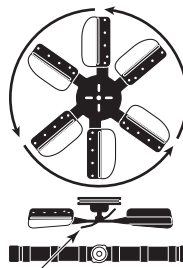
32-2620	(1) WATER PUMP	250 BLZ JIM	73-74 (1)	37.44	29.95
32-2640	WATER PUMP	250 BLZ JIM	75-77 (1)	49.94	39.95
32-2650	WATER PUMP	250 BLZ JIM	78-82 (1)	37.44	29.95
32-2660	WATER PUMP	307 350 400 BLZ JIM	73-76 (1)	49.94	39.95
32-2665	WATER PUMP	305 350 400 BLZ JIM	77-90 (1)	49.94	39.95
32-2666	WATER PUMP	350 BLZ JIM	91 (1)	62.44	49.95
32-2675	WATER PUMP	6.2 DIESEL BLZ JIM	82-91 (1)	87.44	69.95
30-4320	(2) GASKET	250 BLZ JIM	73-82 (1)	2.44	1.95
30-4322	GASKET	305 307 350 400 BLZ JIM	73-91 (2)	2.44	1.95
30-4340	GASKET	6.2 DIESEL BLZ JIM	82-91 (1)	7.44	5.95
32-2021	(3) FAN BLADE	W/CW 250 BLZ JIM	73-77 (1)	74.94	59.95
32-2021	FAN BLADE	W/CW 305 BLZ JIM	77-87 (1)	74.94	59.95
32-2030	FAN BLADE	W/AC W/CW 350 BLZ JIM	83-91 (1)	87.44	69.95
32-2030	FAN BLADE	400 BLZ JIM	75-79 (1)	87.44	69.95
32-2030	FAN BLADE	6.2L DSL BLZ JIM	82 (1)	87.44	69.95
32-2040	FAN BLADE	6.2L DSL BLZ JIM	83-91 (1)	137.44	109.95

Fan Blade Specifications


Part#	# of Blades	Fan Diameter
32-2021	6	18"
32-2030	5	19-1/2"
32-2040	5	10"

W/AC = With Air Conditioning
W/CW = With Clockwise Rotation
WP = Water Pump

How to Identify Clockwise and Counterclockwise Rotation



Left (leading) edge of counterclockwise rotation fan blade is edge closest to radiator



Left (trailing) edge of clockwise rotation fan blade is edge farthest from radiator

32-2127	(4) FAN CLUTCH	250 BLZ JIM	73-77 (1)	62.44	49.95
32-2128	FAN CLUTCH	250 BLZ JIM	78-82 (1)	62.44	49.95
32-2127	FAN CLUTCH	305 BLZ JIM	77-87 (1)	62.44	49.95
32-2127	FAN CLUTCH-STD	307 BLZ JIM	73 (1)	62.44	49.95
32-2130	FAN CLUTCH-HD	307 BLZ JIM	73 (1)	112.44	89.95
32-2127	FAN CLUTCH-STD	350 BLZ JIM	73-82 (1)	62.44	49.95
32-2130	FAN CLUTCH-HD	350 BLZ JIM	73-91 (1)	112.44	89.95
32-2129	FAN CLUTCH-HD	400 BLZ JIM	75-79 (1)	112.44	89.95
32-2134	FAN CLUTCH W/6 BOLT	6.2LDSL BLZ JIM	82 (1)	249.94	199.95
32-2136	FAN CLUTCH W/4 BOLT	6.2LDSL BLZ JIM	82-91 (1)	112.44	89.95
30-1100	(5) MNTG KIT-CLUTCH-TO WP	"A" BLZ JIM	73-90 (1)	6.19	4.95
30-1105	MNTG KIT-CLUTCH TO WP	350 BLZ JIM	91 (1)	6.19	4.95
30-1105	MNTG KIT-CLUTCH TO WP6.2LDSL	BLZ JIM	82-91 (1)	6.19	4.95

Note: "A" Without 6.2L Diesel.